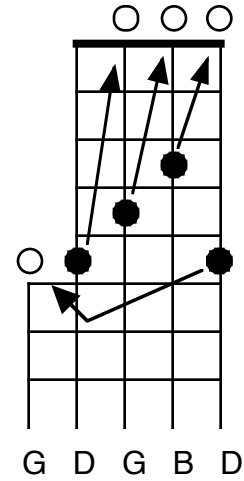


Banjo Tunings p.1

G-Tuning

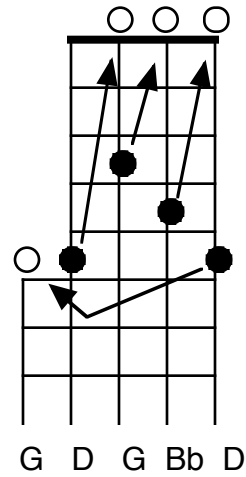
Tune open 3rd string to the 5th fret of the 4th string.

- " " 2nd " " " 4th " " " 3rd string.
- " " 1st " " " 3rd " " " 2nd string.
- " " 5th " " " 5th " " " 1st string.



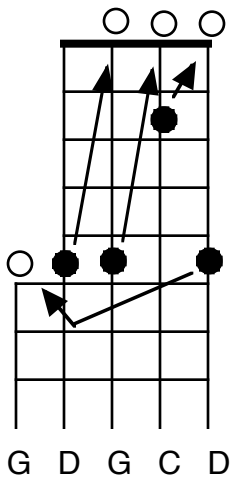
Gm Tuning

From "G Tuning" lower the 2nd string until it matches the pitch of the 3rd string, 3rd fret. This drops the 2nd string one-half step from "B" to "B^b".



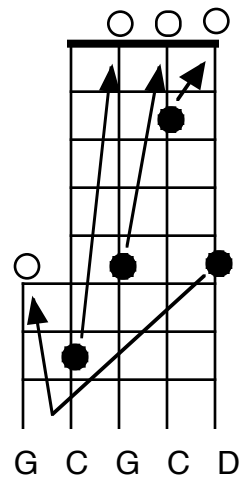
Sawmill Tuning

From "G Tuning" raise the 2nd string until it matches the pitch of the 3rd string, 5th fret. This raises the 2nd string one-half step from "B" to "C".



Double-C Tuning

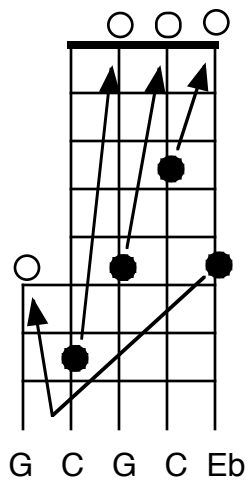
From "Sawmill Tuning" lower the pitch of the 4th string 7th fret to match the open 3rd string. This drops the 4th string one step from "D" to "C".



Banjo Tunings p.2

Cm Tuning

From "Double C Tuning" raise the 1st string until it matches the pitch of the 2nd string, 3rd fret. This raises the 1st string one-half step from "D" to "Eb".



Open C Tuning

From "Double C Tuning" raise the 1st string until it matches the pitch of the 2nd string, 4th fret. This raises the 1st string one-whole step from "D" to "E".

